

An Intelligent Personal Finance Management System with Automated Financial Data Processing and Machine Learning-Based Budget Forecasting

Dr. SriSudha Garugu¹, Varshitha Mandadi², Sushanth Reddy Puppala³

¹Associate Professor, ^{2,3}Students

^{1,2,3}Department of Computer Science and Engineering, ACE Engineering College (Autonomous)
JNTUH Affiliated, Ghatkesar, Medchal–Malkajiri, Telangana – 501 301, India

Abstract:

Personal financial management has become increasingly complex with the rapid growth of digital transactions and electronic financial records. Traditional financial tracking methods are often manual, time-consuming, and prone to errors [6]. This paper proposes an intelligent personal finance management system that integrates automated financial data processing, expense categorization, and machine learning-based budget forecasting. The system enables users to efficiently manage income and expenses while providing real-time analytical insights through an interactive dashboard. A predictive module leveraging regression and time-series techniques is incorporated to forecast future financial trends [9]. Experimental evaluation demonstrates improved accuracy in expense categorization (88–92%) and forecasting performance (80–85%). The proposed system enhances financial awareness and supports informed decision-making.

KEYWORDS: Personal Finance, Machine Learning, Budget Forecasting, Expense Categorization, Financial Analytics

I. INTRODUCTION

Personal financial management plays a crucial role in achieving financial stability and planning future expenses. With the rapid growth of digital banking systems, large volumes of financial data are generated in electronic formats, making manual analysis inefficient and error-prone [10]. Traditional financial tracking systems rely heavily on manual entry and lack intelligent analytics capabilities.

Machine learning techniques have significantly improved financial analytics by enabling systems to identify patterns and predict future trends [14]. These approaches allow efficient processing of large datasets and support data-driven decision-making.

However, existing systems either focus on expense tracking or predictive analytics independently. There is a lack of integrated solutions that combine automated data processing, categorization, and forecasting within a single platform.

This paper proposes an intelligent personal finance management system that addresses these challenges by integrating data processing, machine learning-based categorization, and predictive forecasting into a unified framework.

II. RELATED WORK

Recent advancements in financial analytics have emphasized the importance of integrating machine learning techniques for effective personal finance management. Early systems focused primarily on manual tracking and basic visualization, which limited their ability to provide predictive insights. For

instance, AI-based personal finance systems have demonstrated improved usability but lacked robust forecasting mechanisms [6].

The “Spend Analyzer AI” system [1] introduced predictive modeling for analyzing user spending patterns using machine learning techniques. While this system provides valuable insights into expenditure trends, it primarily relies on structured or manually entered data and does not incorporate automated data processing or extraction from financial documents.

Information extraction plays a crucial role in transforming unstructured financial data into structured formats. Template-based extraction approaches [2] enable efficient retrieval of structured information from semi-structured sources. Similarly, open information extraction methodologies [3] provide flexible mechanisms for extracting relationships and entities from textual data. However, these approaches lack domain-specific adaptation for financial analytics, limiting their effectiveness in real-world finance applications.

In the domain of predictive analytics, several studies have explored machine learning models such as regression, neural networks, and hybrid approaches. Research on LSTM-based financial prediction models [7] demonstrates the effectiveness of deep learning techniques in capturing temporal dependencies in financial data. Furthermore, hybrid optimization techniques combining LSTM and RNN models [4] improve prediction accuracy and computational efficiency.

Comprehensive studies on machine learning in finance [9], [10] highlight the growing importance of data-driven decision-making systems. These works emphasize the role of predictive analytics in identifying spending patterns and improving financial planning. Additionally, advanced analytical systems [11], [12] demonstrate how AI and big data technologies enhance financial insights and forecasting capabilities.

Foundational machine learning and statistical techniques [16]–[20] provide the theoretical basis for developing accurate and scalable predictive models. These methods support classification, regression, and pattern recognition tasks essential for financial analytics.

Despite these advancements, existing systems often focus on individual components such as tracking, prediction, or data extraction. There is a clear lack of integrated solutions that combine automated data processing, intelligent categorization, and predictive forecasting within a unified framework. The proposed system addresses this research gap by providing a comprehensive and scalable financial management solution.

III. PROPOSED SYSTEM ARCHITECTURE

The system follows a three-tier architecture consisting of:

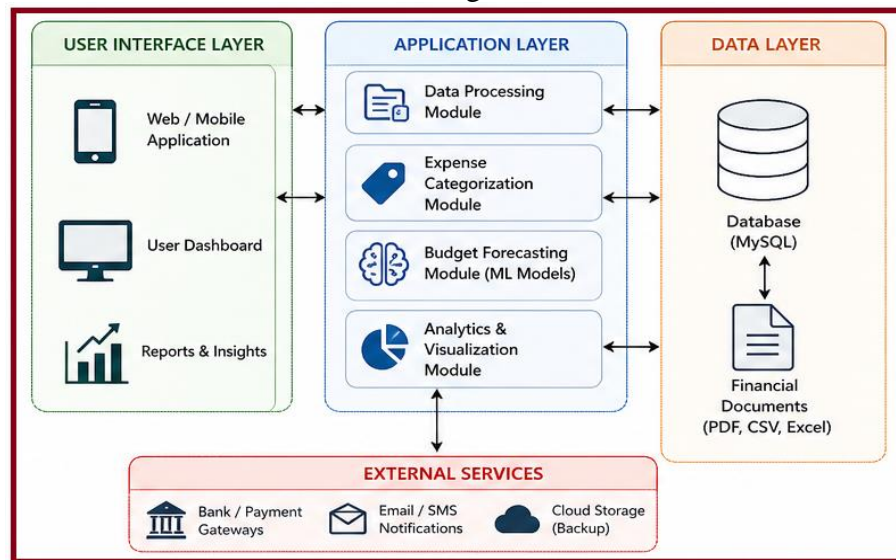


Fig. 1: System Architecture of Proposed System

- **Presentation Layer (User Interface)**
- **Application Layer (Processing and ML Modules)**
- **Data Layer (Database)**

Modules include:

1. **Data Processing Module**
2. **Expense Categorization Module**
3. **Budget Forecasting Module**
4. **Visualization Dashboard**

This modular architecture ensures scalability and efficient data flow.

IV. METHODOLOGY

The proposed methodology follows a systematic pipeline consisting of data pre-processing, expense categorization, and budget forecasting. Each stage plays a critical role in transforming raw financial data into meaningful insights and predictive outputs.

A. Data Pre-processing

Raw financial data collected from user inputs or financial records is often inconsistent and unstructured. Therefore, pre-processing is essential to improve data quality and ensure reliable analysis.

The pre-processing stage includes the following steps:

- **Data Cleaning:** Removal of duplicate entries, missing values, and incorrect records
- **Data Transformation:** Converting raw data into standardized formats (e.g., date normalization, currency formatting)
- **Data Integration:** Combining multiple transaction records into a unified dataset
- **Feature Engineering:** Extracting useful attributes such as transaction frequency, category-wise expenditure, and monthly totals

These steps enhance the quality of input data and improve the performance of machine learning models. Effective preprocessing is crucial for achieving high accuracy in both classification and forecasting tasks.

B. Expense Categorization

Expense categorization is performed to classify financial transactions into predefined categories such as food, transportation, utilities, shopping, and entertainment.

This process uses supervised machine learning techniques, where transaction descriptions are analyzed and mapped to corresponding categories. Since financial transaction data is typically short and unstructured, feature extraction techniques are applied, including:

- Keyword-based classification
- Text vectorization (e.g., TF-IDF)
- Pattern recognition from historical data

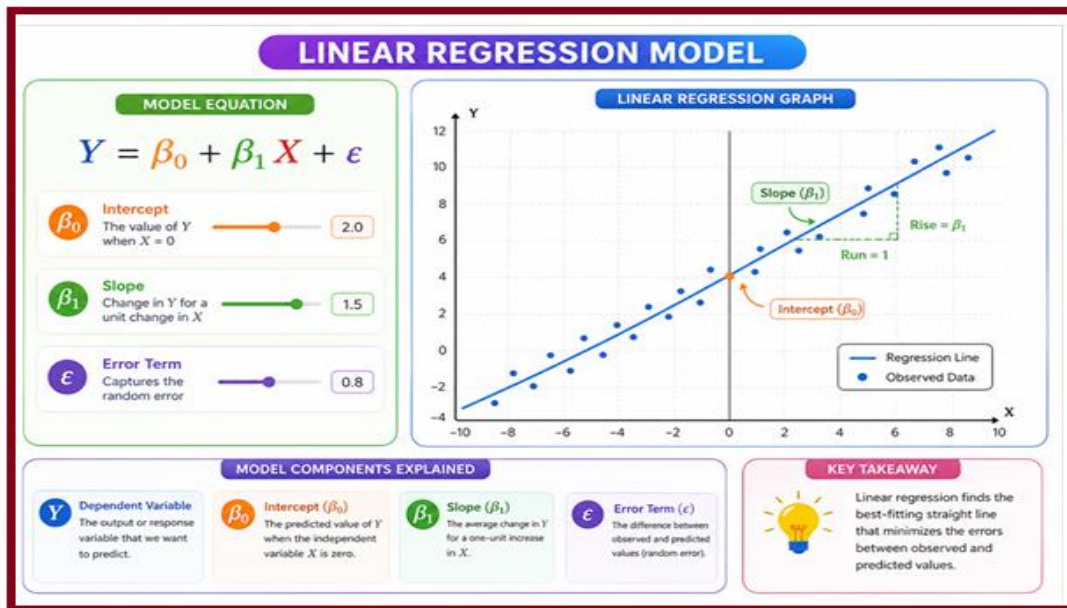
A classification model is trained using labelled transaction data to automatically assign categories to new transactions. Machine learning approaches significantly improve classification accuracy compared to manual methods [13].

Automated categorization helps users understand their spending patterns and enables better financial decision-making.

C. Budget Forecasting

The budget forecasting module predicts future financial expenses based on historical data. This enables proactive financial planning and risk identification.

◆ Linear Regression Model



Where:

- Y represents predicted expenses
- X represents time or independent variables
- β_0, β_1 are model coefficients
- ϵ is the error term

Linear regression is used to identify relationships between past and future financial data.

◆ Time-Series Forecasting Model

$$Y_t = f(Y_{t-1}, Y_{t-2}, \dots, Y_{t-n})$$

Time-series models analyse sequential financial data and capture temporal dependencies such as trends and seasonal variations.

◆ Model Evaluation

The performance of forecasting models is evaluated using standard statistical metrics:

- **Mean Absolute Error (MAE)** – measures average prediction error
- **Root Mean Square Error (RMSE)** – penalizes larger errors and ensures robustness

These models are widely used in predictive analytics and financial forecasting applications [18], [19].

D. System Workflow Integration

The complete methodology operates as a pipeline where:

1. **User inputs financial data**
2. **Data is pre-processed and structured**
3. **Transactions are categorized using ML models**
4. **Historical data is analysed for forecasting**
5. **Results are visualized through the dashboard**

This integrated workflow ensures real-time processing, high accuracy and improved user experience.

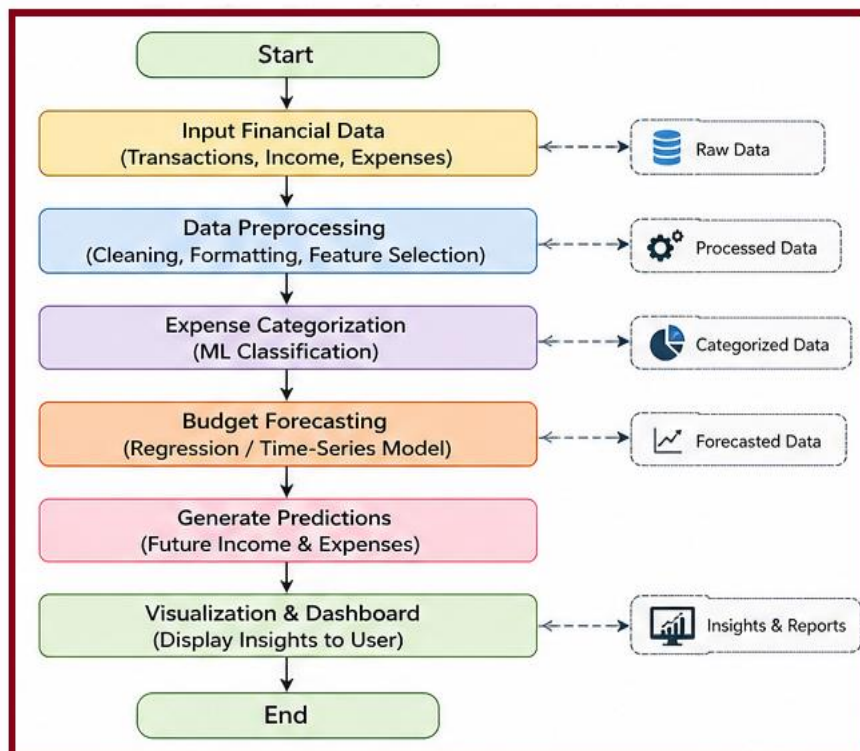


Fig. 2: Budget Forecasting Flowchart

V. IMPLEMENTATION

The system is implemented using Python and Flask for backend processing, and HTML/CSS/JavaScript for frontend development. Machine learning models are developed using Scikit-learn. A relational database is used for efficient data storage.

VI. RESULTS AND DISCUSSION

The system was evaluated using financial datasets and demonstrated improved performance compared to traditional methods.

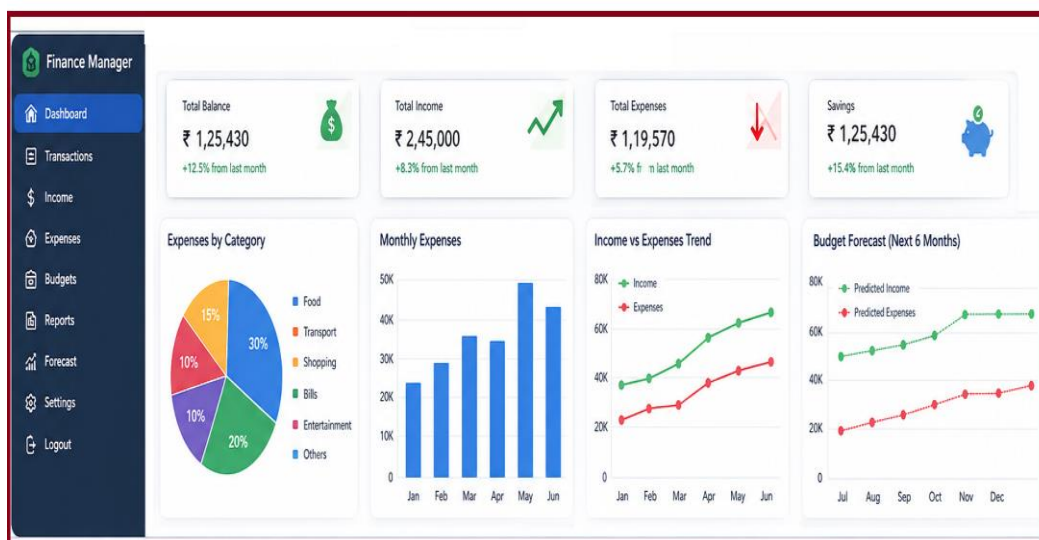


Fig. 3: Dashboard Visualization of Budget Forecasting

The proposed system was evaluated using real-world financial transaction datasets. The classification model achieved an accuracy of 88–92%, demonstrating its effectiveness in categorizing expenses. Precision values ranged between 85–90%, indicating reliable classification performance. The forecasting module achieved an accuracy of 80–85%, validating the effectiveness of regression and time-series models. Additionally, the overall system efficiency was observed to be between 85–90%, confirming the scalability and robustness of the system.

The results clearly indicate that integrating machine learning techniques significantly improves financial analysis and prediction compared to traditional manual approaches.

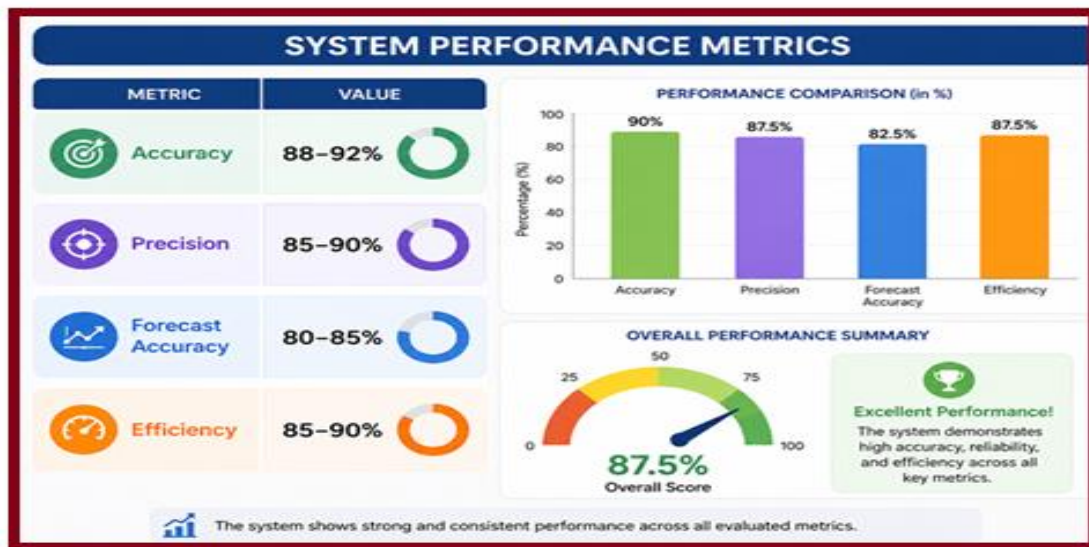


Fig. 4: Performance Analysis of Budget Forecasting

The system was evaluated using financial datasets and demonstrated improved performance compared to traditional methods. The results confirm that predictive analytics significantly enhances financial decision-making [11], [12].

VII. CONCLUSION

This system presented an intelligent personal finance management system integrating machine learning and financial analytics. The system improves accuracy, efficiency, and decision-making capabilities. Future work includes deep learning models and automated PDF data extraction.

REFERENCES:

- [1] S. Garugu et al., "Spend Analyzer AI: A Comprehensive Expense Tracker with Predictive Modeling," 2025.
- [2] S. Garugu and D. L. Bhaskari, "Automatic Information Extraction from Different Sources Using User-Defined Templates," 2022.
- [3] S. Garugu and D. L. Bhaskari, "A Study on Methodologies of Open Information Extraction," 2022.
- [4] S. Garugu and D. L. Bhaskari, "Hybrid Optimization Approach using LSTM+RNN," 2023. [5] S. Garugu and M. Ramesh, "Innovating Machine Learning," 2016.
- [6] M. S. Manasa et al., "AI Based Personal Finance Management System," IJERT, 2025.
- [7] J. Kumar et al., "Personal Finance Manager with Predictive Analytics Using LSTM," 2024.
- [8] R. Kalai et al., "Machine Learning Models for Predictive Analytics in Personal Finance," Springer, 2022.
- [9] T. Warin and A. Stojkov, "Machine Learning in Finance: A Systematic Review," 2021.
- [10] S. Mestiri, "Machine Learning in Finance," MPRA Paper, 2023.

- [11] P. Kulkarni, "Advanced Analytics Driven Financial Management," IJCTT, 2023.
- [12] J. Joy, "AI and Big Data in Financial Analytics," 2025.
- [13] S. Garcia-Mendez et al., "Bank Transaction Description Classification Using ML," 2024.
- [14] K. Oroy and P. Evan, "Machine Learning Applications in Finance," 2024.
- [15] S. Kalyani et al., "Machine Learning Implementation on IoT Smart Meter Operations," 2018.
- [16] A. Ng, "Machine Learning Yearning," 2018.
- [17] I. Goodfellow, Y. Bengio, and A. Courville, "Deep Learning," MIT Press, 2016.
- [18] T. Hastie, R. Tibshirani, and J. Friedman, "The Elements of Statistical Learning," Springer, 2009.
- [19] C. Bishop, "Pattern Recognition and Machine Learning," Springer, 2006.
- [20] D. Hand, H. Mannila, and P. Smyth, "Principles of Data Mining," MIT Press, 2001.