

Automating Infrastructure Deployment in DevOps: Evaluating Tools and Strategies for Scalability

Vidyasagar Vangala

reachvangala@gmail.com

Abstract:

The modern software development timeframe necessitates infrastructure deployment automation because it facilitates DevOps success. This book explores Infrastructure as Code (IaC) as an important tool for structure management because it prevents human mistakes in addition to allowing agile repeatable deployment. The article presents a detailed comparison of four major automation tools like Terraform and AWS CloudFormation and Ansible and Pulumi by discussing their specific features along with their applicable use cases and how to blend them. The discussion includes developed strategies that outline infrastructure automation across diverse environments which combine microservices elements with hybrid cloud infrastructures. The article enriches readers' understanding with practical examples and simple diagrams and side-by-side comparisons showing tried-and-tested techniques of better infrastructure management in DevOps environments.

I. INTRODUCTION

A. Importance of Infrastructure Automation in DevOps

While DevOps practices accelerated software delivery, infrastructure automation was one of the primary offenders for speed, dependability, and repeatability. Provisioning and configuration steps manually are not only time-wasting but error-prone as well and thus cannot keep pace with current fast development cycles. Because of infrastructure automation, it is possible for teams to automate resource definition, deployment, and management—stable environments and rollouts in dev, staging, and production are the by-product. Automation of infrastructure supports CI/CD pipelines, which introduce the flexibility required by iterative development. Since the provisioning of infrastructure is involved with CI/CD pipelines, a person can deploy at high rates and minimize downtime as well as system misconfiguration.

B. Scalability as a Primary Requirement

Most workloads now operate in dynamic, distributed environments composed of microservices architectures, containerized workloads, and hybrid or multi-cloud deployments. As environments grow, infrastructure scalability becomes a critical issue. Teams must clone environments, scale out to unexpected loads, and expand infrastructure footprints rapidly—without compromising reliability or control. Scalability is not just about handling more resources, but complexity, performance, and minimizing operational overhead as systems mature.

C. Article Purpose

The article contrasts and compares leading tools and strategic trends for automating infrastructure deployment in DevOps pipelines—with a focus on scalability. It records the features, advantages, and limitations of well-known infrastructure-as-code (IaC) and configuration management tools, as well as offering best practices and design considerations for building automation systems that will scale with your business needs.

II. UNDERSTANDING INFRASTRUCTURE AS CODE (IAC)

A. Definition and Its Place in DevOps

Infrastructure as Code or IaC is provision and configuration of infrastructure from machine-readable configuration files instead of physical hardware configuration or interactive configuration tools.

Infrastructure is handled just like application code, so a group of people can define, deploy, and modify servers, networks, databases, etc. by scripts or domain-specific languages (DSLs). In DevOps, IaC is the bridging function between development and operation. IaC allows for fast and consistent provisioning of infrastructure and turns environment creation into an automated and testable phase of the software delivery pipeline. IaC is the cornerstone of end-to-end automation and facilitates key DevOps goals such as continuous delivery, fast iteration, and system design fault tolerance.

B. Benefits of IaC

Infrastructure as Code possesses some inherent benefits:

Version Control: It is possible to audit infrastructure definitions for rollbacks, peer reviews, and monitor changes using Git or other technologies.

Repeatability: IaC makes it possible to have identical environments, minimizing configuration drift and exact dev, test, and production configurations.

Automation: Infrastructure deployment automation eliminates human intervention, decreasing human errors and provisioning cycle times.

Scalability: IaC supports elastic and on-demand infrastructure scaling that best fits applications which are cloud-native and highly dynamic.

Collaboration: Both developers and operators can collaborate on shared processes and tools (e.g., code review, pull requests) applied to application code.

C. IaC Types

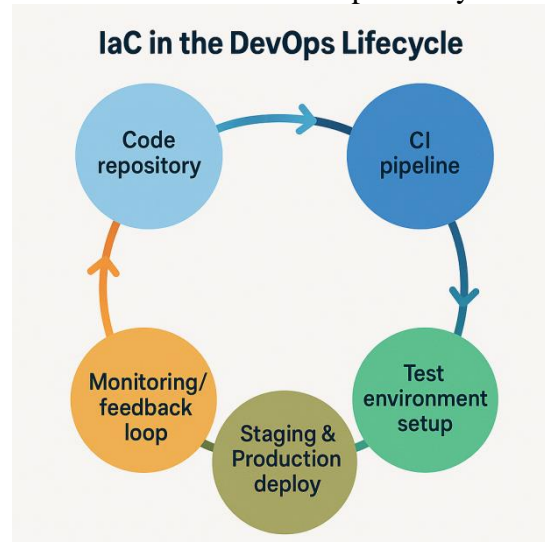
There are many ways of classifying Infrastructure as Code. Two important axes are declarative vs. imperative and mutable vs. immutable infrastructure:

1. Declarative vs. Imperative

Approach	Description	Example Tools
Declarative	Define the desired end state of the infrastructure; the tool figures out how to reach that state.	Terraform, CloudFormation
Imperative	Define the exact sequence of steps needed to configure the infrastructure.	Ansible, Chef

2. Mutable vs. Immutable Infrastructure

Type	Description	Use Case Example
Mutable	Infrastructure is updated or modified in place (e.g., patching a live server).	Traditional VMs, legacy systems
Immutable	Infrastructure is replaced entirely during updates (e.g., spinning up a new VM and discarding the old one).	Containerized microservices

Diagram**Title: IaC in the DevOps Lifecycle****III. SCALABLE INFRASTRUCTURE AUTOMATION REQUIREMENTS**

While infrastructure becomes larger and more complex, so do system loads on running it. Infrastructure automation scalability is not necessarily a matter of provisioning in the resource-commitment sense—it's adapting to complexity, ensuring consistency, and fitting emerging needs into clouds and providers and environments. Those are the big needs of making scalable infrastructure automation:

A. Modularity and Reusability

Scalable systems are made up of composable building blocks. Infrastructure code is authored in a composed way, and teams can create reusable building blocks—i.e., networking, compute, or database modules—that are parameterized and composed across projects or environments. This enables:

- i. Faster and easier onboarding of new projects
- ii. Easier testing and validation of infrastructure code
- iii. Less duplication and maintenance overhead
- iv. Terraform modules or Ansible roles, for instance, contain reusable infrastructure logic, which makes things consistent and scalable.

B. Environment Parity (Dev, Staging, Prod)

Environment parity is maybe the most critical IaC promise: having the ability to have development, staging, and production environments configured similarly. This removes the "works on my machine" illness and reduces surprise in deployment.

Templates and parameterized configuration provide consistency but permit variation when necessary (e.g., resource sizes or regional differences).

C. Integration with CI/CD Pipelines

Native integration with CI/CD pipelines enables the data center to provision infrastructure and application code in real-time. Tight integration like this enables:

- i. Infrastructure to be versioned and audited
- ii. Automated test and validations to be executed before deployment
- iii. Infra and app to be deployed simultaneously as part of orchestrated workflows

CI tooling such as GitHub Actions, GitLab CI, Jenkins, or CircleCI typically gets associated with IaC tooling primarily for aligning the deployment plan with a code merge or pull request.

D. Multi-cloud and Hybrid Cloud Support

Modern-day organizations are operating on multi-cloud or hybrid configurations either for compliance, cost, or redundancy. Automation of infrastructure has to support:

- i. Multi-cloud vendors like AWS, Azure, GCP
- ii. On-prem resources or private clouds
- iii. Unified APIs to orchestrate heterogenous resources

Platforms like Terraform and Pulumi stand out especially to abstract cloud provider-specific APIs to orchestrate such an environment within a single codebase.

E. State Management and Drift Detection

State management is essential to automating at scale. Tools must manage infrastructure state in real-time, tracking resource configurations and alerting on drift—where the actual running infrastructure is different from the configured infrastructure. Seek these features:

- i. Remote state storage (e.g., S3, Terraform Cloud)
- ii. Versioning and locking
- iii. Automatic or manual drift detection and reconciliation

F. Security and Compliance Automation

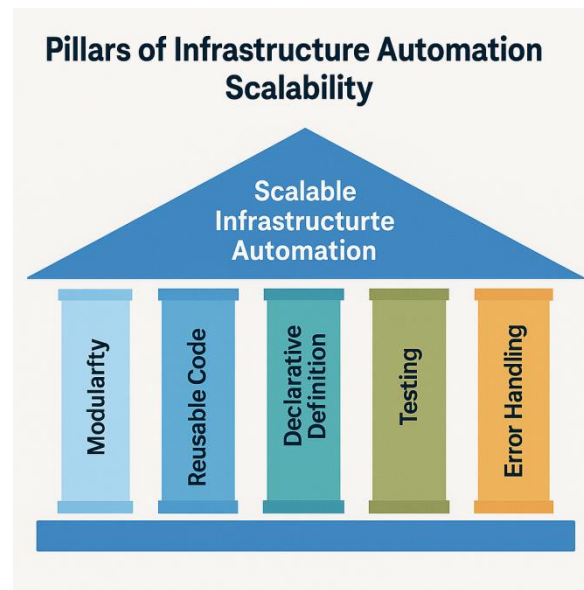
Weakness: Poor governance at scale. Security and compliance processes must be included in infrastructure automation from the start, i.e.:

- i. Role-based access control (RBAC)
- ii. Policy-as-code tools (HashiCorp Sentinel, Open Policy Agent, etc.)
- iii. Secrets management (HashiCorp Vault, AWS Secrets Manager, etc.)
- iv. Compliance scanning as part of CI/CD (e.g., static IaC template scanning)

Suggested Table: Infrastructure Automation Scalability Checklis

Requirement	Description	Supported By Tools Like
Modularity	Reusable, composable infrastructure blocks	Terraform, Pulumi
Environment Parity	Consistent configuration across dev, staging, and prod	CloudFormation, Ansible
CI/CD Integration	Automated deployment pipelines for infrastructure	GitHub Actions, Jenkins
Multi-cloud Support	Cross-platform infrastructure provisioning	Terraform, Pulumi
State Management & Drift	Tracks infrastructure state and detects divergence	Terraform, AWS CDK
Security & Compliance	Built-in policy checks, secrets management, and audit logging	Sentinel, Vault, OPA

Diagram Proposal:



IV. TOOL EVALUATION: BEST IAC AND INFRASTRUCTURE AUTOMATION TOOLS

Selection of right Infrastructure as Code (IaC) tool is a function of combination of factors—target cloud provider, team's skill set, maturity of the ecosystem, and requirements of deployment. Comparison of some of the popular tools in the space with each of the corresponding areas of complete DevOps automation is listed below.

A. Terraform

Advantages:

- i. Multi-cloud support by use of provider plugins (AWS, Azure, GCP, Kubernetes, etc.)
- ii. Modular build by use of reusable components
- iii. mass pre-coded component library offered under Terraform Registry
- iv. Great remote state management and drift detection

Use Case Example:

Global SaaS business uses Terraform to provision infrastructure in AWS and Azure. Teams author reproducible modules (e.g., IAM roles, VPC, ECS clusters) and reuse them geographically and across-projects, and pipelines govern running Terraform code when PR merged.

B. AWS CloudFormation

Benefits:

- i. AWS-native services integrated natively
- ii. Nested stack and Change Set support for secure deployment
- iii. Supports AWS-native services like CodePipeline, CloudWatch, and AWS Config

Use Case Example:

An entirely AWS-reliant business utilizes CloudFormation to keep infrastructure in sync across accounts through Service Catalog and AWS Organizations. Change sets allow for visibility into changes before they are deployed, reducing risk in production.

C. Pulumi

Advantages:

- i. Benefit from the maturity of established languages like Python, TypeScript, Go, and .NET
- ii. Performs well on complex conditionals and logic
- iii. Multi-cloud deployments were also seamless

Use Case Example:

Large software component firm leverages Pulumi with TypeScript to deploy S3 buckets, AWS Lambda, and Kubernetes cluster deployments. With Pulumi, they can have application logic and infrastructure provisioning in one codebase, and hence can get incredibly innovative in that domain.

D. Ansible

Strengths

- Agentless configuration using SSH
- Ideal for configuration management and post-provisioning setup
- Can provide basic infrastructure (e.g., VMs) and configure them in the same playbook
- Well-suited for hybrid environments with mixed OS and network constraints

Use Case Example:

A financial institution uses Ansible to configure internal servers, install packages, apply security hardening, and manage firewall rules across on-premises data centers and Azure. Ansible's idempotent playbooks ensure consistent configurations.

E. Other Notable Tools

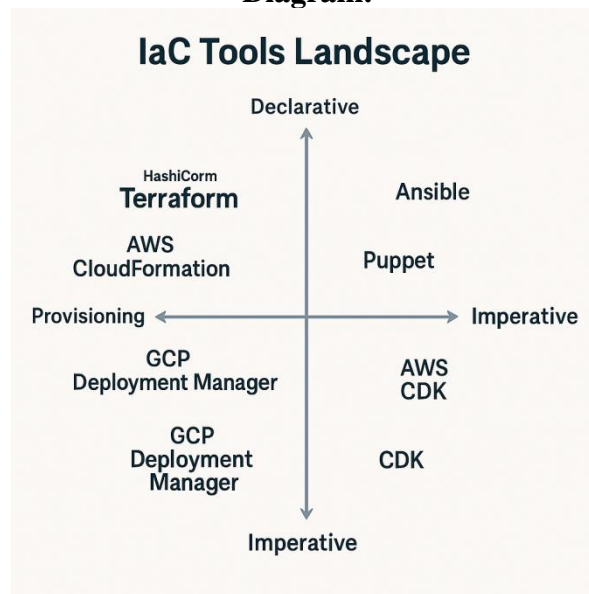
Tool	Notable Feature
Chef	Declarative language (DSL) with Ruby-based recipes; strong for configuration mgmt
Puppet	Model-driven approach with robust reporting and enforcement features
SaltStack	High-speed remote execution; useful for large fleets
Crossplane	Kubernetes-native IaC, declarative provisioning of cloud infrastructure via CRDs

These tools are still used in many organizations, particularly those with existing investments in legacy systems or advanced configuration needs.

Comparative Table: IaC Tool Overview

Tool	Language Type	Multi-cloud	Strength Area	Best Use Case
Terraform	Declarative (HCL)	✓	Modular provisioning	Cross-cloud deployments
CloudFormation	Declarative (JSON/YAML)	✗ (AWS only)	Deep AWS integration	AWS-only environments
Pulumi	Imperative (General-purpose)	✓	Logic flexibility, developer-friendly	DevOps teams with dev-centric workflows
Ansible	Imperative (YAML)	(limited)	Configuration + hybrid support	Mixed environments, post-provision setup
Chef/Puppet	Declarative (DSL)	(limited)	Configuration management	Legacy systems, enterprise IT

Diagram:



V. STRATEGIC CONSIDERATIONS FOR SCALABILITY

The procedure of building automated infrastructure at scale happens intentionally through deliberate planning of strategies with standardized procedures while implementing dependable tools. The growth of teams and expanded environments leads to growing challenges regarding control and consistency maintenance along with speed preservation. To develop an infrastructure-as-code (IaC) practice that is sustainable along with scalability businesses need these strategic considerations.

A. Standardizing Environments with Modules and Blueprints

Infrastructure modules that include both Terraform modules and Pulumi packages allow developers to build standardized reusable building blocks for multiple projects. The blueprints function as standardized templates for basic services which provide consistent infrastructure along with shortened newcomer service integration.

Benefits:

- The system allows teams to use reusable template designs for best practice implementations.
- The feature provides security protocols because it determines the allowable range of adjustable parameters.
- Code inspections and quality testing processes become faster to execute through this method

The DevOps core group keeps versioned Terraform modules prepared for VPC and IAM and Kubernetes respectively which product squads use without needing to rebuild existing configurations.

B. Using GitOps for IaC Deployment

Organizations deploy applications using GitOps as a strategy which relies on Git to store their infrastructure and application state data as the authoritative source. Through its implementation with IaC GitOps provides a workflow which enables teams to implement changes through pull request systems before automated systems activate the changes after approval.

Key advantages:

- The infrastructure's changes are both auditable and subject to version control
- Git enables rollbacks through tools that include Git revert and previous commits.
- Improved collaboration between development and ops teams

Two tools namely Argo CD and Flux implement GitOps workflows specifically for Kubernetes management while Atlantis or Terraform Cloud enable automated Terraform deployments triggered by Git events.

C. Leveraging Infrastructure Pipelines

The deployment process of infrastructure receives the same first-class automated treatment through CI/CD pipelines. The testing and validation process along with automated deployment pipelines must apply equally to infrastructure code just as they do to apply code.

- i. Pipeline stages often include:
- ii. Static analysis (e.g., tflint, cfn-lint)
- iii. Policy checks (e.g., OPA, Sentinel)
- iv. Plan and apply stages
- v. Manual approvals or environment promotions

A GitHub Actions pipeline uses Terraform plan for PR testing in combination with OPA policy checks before deploying automatically to staging during merger.

D. Autoscaling and Infrastructure Elasticity

Workload requirements determine how infrastructure grows or reduces its size. Infrastructure automation should support:

- i. The practical procedure of horizontal expansion includes adding EC2 instances or pods.
- ii. Vertical Scaling includes upgrading instance types as one possible method.
- iii. Auto-healing through infrastructure-aware orchestration

The best practice for this scenario involves linking monitoring tools such as AWS CloudWatch and Prometheus to autoscaling dimensions through adjustable trigger performance thresholds.

E. Testing Infrastructure Code

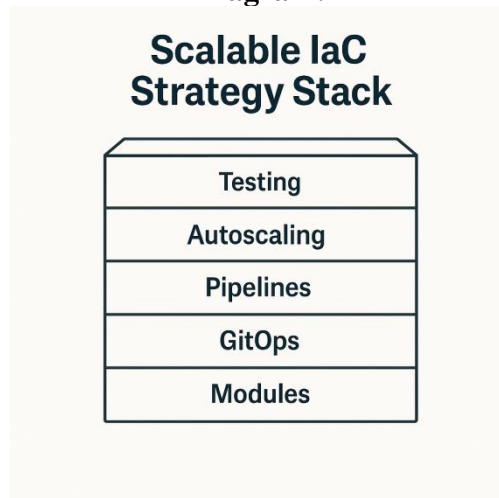
Testing stands as an essential practice to stop configuration mistakes and determine that infrastructure modifications are secure and their outcomes are predictable. A scalable approach includes:

- i. The testing process for logical code validation incorporates terratest or pytest together with Pulumi.
- ii. Testing pipelines must conduct policy checking to verify compliance rules through the use of OPA together with Sentinel.
- iii. Infrastructure code testing occurs through integration of terraform plan and cfn-nag as well as dry-run tools.
- iv. Testing of end-to-end functionality must take place inside fleeting test environments right before application deployments to production.
- v. A test environment created through short-lived automation operates before code mergers to verify that networking and IAM roles function properly.

Suggested Table: Strategic Practices for Scalable IaC

Strategy	Description	Supporting Tools
Standardized Modules	Reusable, versioned blueprints for consistent environments	Terraform Registry, Pulumi Packages
GitOps for IaC	Git as source of truth with automated deployments	Atlantis, Argo CD, Flux
Infrastructure Pipelines	CI/CD for IaC with policy and security gates	GitHub Actions, Jenkins, Terraform Cloud
Autoscaling & Elasticity	Dynamic infrastructure based on system demand	AWS Auto Scaling, Kubernetes HPA
IaC Testing and Validation	Ensuring infrastructure correctness before deployment	Terratest, Sentinel, OPA, tflint

Diagram:



VI. REAL-WORLD CASE STUDIES OR EXAMPLE SCENARIOS

Infrastructures applied through case study implementations demonstrate how organizations use automation tools and strategies to handle large-scale needs for scalability and operational efficiency and flexibility. The different situations present distinct problems for which Terraform and Ansible parallel with additional tools serve as effective solutions. The process of scaling a microservices-based application on Kubernetes uses Terraform combined with Helm to achieve the goal.

Scenario: The growing online enterprise utilizes microservices technology which runs on a Kubernetes platform. The application requires speedy scalability features which work to adjust operation rates when traffic levels change most during high shopping periods. As part of its expansion plan the company embraces automation to deploy new services together with infrastructure components throughout multiple regions.

Solution: Terraform enables users to deploy cloud resources where Kubernetes clusters plus VPCs plus IAM roles together with networking configurations reside.

Helm helps Kubernetes application deployment through its service which controls microservice life cycles including scaling and updates.

The organization applies CI/CD automation to Kubernetes deployments through GitHub Actions which activates deployments when developers initiate infrastructure modifications.

Outcome: The solution automatically generates clusters within scalable Kubernetes configurations across different cloud regions which include Amazon Web Services and Google Cloud Platform.

The deployment capability and scaling function work independently to match service demands.

The coupling of Terraform with Helm maintains both infrastructure elements and application deployment systems in perfect alignment.

Terraform provisions new nodes to AWS EKS clusters through its auto-scaling policy which Helm uses for automatic microservices deployment during a holiday sale.

B. Automating Cloud Infrastructure in a Multi-Region AWS Setup

Scenario: A global fintech company has operations in multiple regions and needs to standardize their cloud infrastructure across all regions but within regional legal compliance. The infrastructure needs to be market demand-driven scalability and support multiple environments (dev, staging, and prod).

Solution: Terraform: Used to define resources in different AWS regions like EC2 instances, RDS databases, and S3 buckets.

Remote State: Storing Terraform state remotely with Terraform Cloud to make sure that it gets sync'd and minimizes inconsistencies among teams based out of scattered locations geographically.

Automated CI/CD Pipelines: Configured AWS CodePipeline along with GitLab CI in a way that infrastructure deployments were auto taking place in the backend on a continuous basis.

Outcome: Infra equally in sync throughout AWS regions, e.g., VPC peering, IAM roles, security groups.

Faster availability of resources to various geographies and enabling the fintech business to scale speeds as rapidly as market opportunities demand.

Automated rollouts of infrastructure modifications and upgrades, reducing administrative burden and human error.

Example: when company is live in a new geography, Terraform deploys a fresh VPC and EC2 instances from existing geography modules with default security setup and network topology among geographies.

C. Hybrid Cloud Deployment with Ansible and Terraform

Scenario: We have a hybrid infrastructure organization having on-premises data centers as well as public clouds (AWS and Azure). Such an organization needs the infrastructure to be automated as well as both the environments to be managed. The problem with the same is how to manage to have the same deployment settings and policies, security, and compliance on all the varied platforms.

Solution: Terraform: For provisioning cloud infrastructure in AWS and Azure, e.g., virtual machines, network, storage.

Ansible: For config management, primarily in data centers on premises. Ansible is used for configuration, upgrades, and compliance scanning of Linux and Windows servers.

Integration: Integration is with Ansible Tower for scheduling and execution of complex workflows, while Terraform triggers updates to infrastructure as needed.

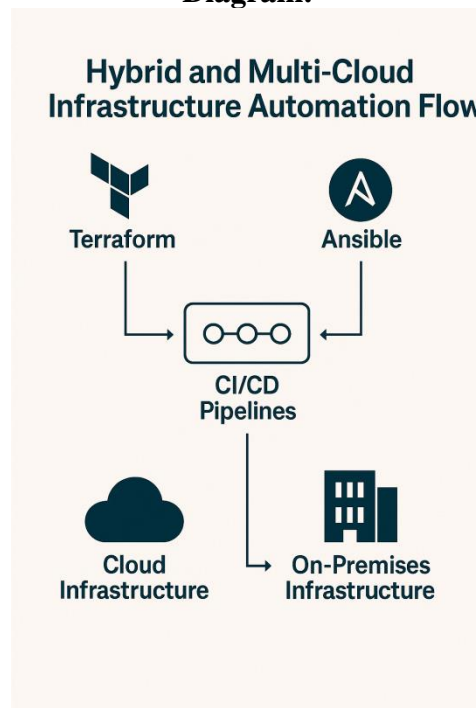
Single provisioning across integrated hybrid environments, using Terraform for the cloud infrastructure and Ansible for on-premise configurations.

Now the organization has the ability to automatically scale cloud resources without requiring support for round-the-clock as well as compliant on-premises configurations. Through its Policy as Code functionality Ansible ensures secure system enforcement of pre-defined compliance standards between premises and cloud infrastructures. To perform data migration a project needs storing additional infrastructure in Azure and parametric setup for on-premises servers to carry out data replication. The combination of Terraform enables Azure resource provisioning while Ansible administers pre-on-premises system setups to execute replication along with backup procedures.

Summary Table: Key Tools Used in Case Studies

Case Study	Tools Used	Key Benefits
Microservices on Kubernetes	Terraform, Helm, Kubernetes	Scalability, automation of microservices deployment
Multi-Region AWS Setup	Terraform, AWS CloudFormation, GitLab CI	Consistency across regions, automation, and compliance
Hybrid Cloud Deployment	Terraform, Ansible, AWS, Azure	Hybrid scalability, configuration management

Diagram:



VII.COMMON CHALLENGES AND HOW TO OVERCOME THEM

The process of scale infrastructure automation creates numerous benefits but implementing it in complex systems generates different obstacles to overcome. The following list presents widespread team obstacles together with suggested solutions to overcome these challenges.

A. Managing Secrets and Sensitive Variables

Challenge:

Infrastructure code containing API keys and database credentials together with other sensitive variables creates highly dangerous security vulnerabilities when not managed correctly. Ordinary storage methods of secrets such as hardcoding them directly in code or placing them in text files yield security risks that compromise infrastructure protection.

Solutions:

Organizations should utilize secret management tools including HashiCorp Vault and AWS Secrets Manager together with Azure Key Vault for safe storage of sensitive information.

Secure secrets should be placed into environment variables since they exist only when applications run during specific operational times. The method blocks secret information from appearing inside source code. The practice of encryption shields secrets during their rest time and movement through secure channels to prevent them from showing in plaintext format.

The financial services company implements Vault software for storing their API keys together with database credentials. The integration of Terraform with Vault enables dynamic secret retrieval during provisioning which prevents secret variables from remaining in Terraform source code.

B. Handling State Files and Locking

Challenge: Infrastructure change is recorded by tools like Terraform and CloudFormation through state files. State files are an issue in a team, however, when you're going to have a lot of people or systems reading from and writing to them concurrently. When you don't have state locking, you then run the risk of state corruption or stale update problem.

Remote State Storage: Save state files into remote state backends like Terraform Cloud, Amazon S3, or Azure Blob Storage to work in tandem and protect against local disk corruption.

State Locking: Implement state locking facility in remote state backends to prevent simultaneous write access and permit a single user at a time to write into the state file.

State Versioning: Have a version history of state files so that you can roll back to an earlier version when there is corruption or bugs.

Example: An enterprise eCommerce company employs Terraform Cloud for team-based collaboration on state files such that state locking prevents concurrent infrastructure updates by more than one team member.

C. Tooling Sprawl and Standardization Deficit

Challenge: Because teams are employing a variety of IaC tools (e.g., Terraform, Ansible, CloudFormation, Pulumi), there is also space for "tool sprawl"—too many tools try to address different aspects of infrastructure, and therefore it becomes heterogeneous and complicated. There are maintenance nightmares and additional cognitive overhead to the team because of non-standardization. *Solutions:* Tool Rationalization: Conduct a tool audit to discover the best tool that suits your requirements. Choose tools according to your team capability, project requirement, and ecosystem wish.

Standardization: Establish an organizational tooling standard. For example, mandate Terraform for provisioning, Ansible for config management, and Vault for secrets management.

Centralized Documentation: Implement centralized documentation and standards for tool usage so that the best practice is adopted by everyone and tools are used uniformly across teams.

Example: A SaaS company centralizes its IaC practice by provisioning with Terraform in AWS and Ansible for server configuration and has standardized workflow across engineering teams to enhance coordination.

D. Skills Gap and Team Onboarding

Challenge: Due to the rate at which DevOps tools are changing, organizations are plagued with skills gaps in the teams, where engineers are not experienced enough with newer IaC tools or paradigms. Recruiting new employees and getting them up to speed on applicable tools and practices is also challenging.

Solutions: **Training and Certifications:** Invest in official training programs and certifications to train your team. Almost all cloud providers (e.g., AWS, Google Cloud, Azure) and IaC tools (e.g., HashiCorp) provide official training programs and certifications.

Mentorship and Pair Programming: Invest in mentorship and pair programming to allow senior members to mentor juniors to onboard them while creating real problems.

Documentation and Playbooks: Record brief, technical onboarding documentation, i.e., runbooks, coding best practices, and step-by-step instructions on how to use your IaC tools and procedures.

Community Engagement: Engage your team in online communities (e.g., Stack Overflow, DevOps Slack communities, HashiCorp community) to get familiar with best practices and known issue solutions.

Example: A technology startup organizes in-house webinars and workshops for the employees' certification on Terraform. Mentoring sessions are also carried out by senior engineers in which junior engineers are guided through the process of writing and deploying Terraform code.

Summary Table: Overcoming Common IaC Challenges

Challenge	Description	Solutions
Managing Secrets and Variables	Securing sensitive data like API keys, passwords, etc.	Vault, AWS Secrets Manager, encrypted variables
Handling State Files	Avoiding state file corruption and race conditions in teams	Remote state backends, locking, versioning
Tooling Sprawl	Multiple IaC tools leading to complexity and inconsistency	Tool audits, standardization, centralized docs
Skills Gap and Onboarding	Lack of experience with IaC tools and onboarding difficulties	Training, mentorship, documentation, certifications

VIII. INFRASTRUCTURE AUTOMATION TRENDS TO BE AWARE OF

While we keep moving further into the realm of consideration for future infrastructure management, cloud computing, and DevOps, there are some intrinsic trends which are transforming the manner in which we think and do and do infrastructure automation. They inform us that we are progressing towards intelligence,

efficiency, and developer-driven when we are dealing with infrastructure management at scale. Some of the most fascinating avenues of the arena of infrastructure automation are mentioned below.

A. AI/ML-Powered IaC

Trend: AI and ML are utilized within infrastructure automation platforms to provision demand for infrastructure as well as handle resources automatically. It helps provide intelligent provisioning as well as infrastructure management and more efficient and more scalable infrastructure.

How It Works: Predictive Scaling: workloads and traffic patterns are learned by ML-powered systems, the resources are automatically scaled up or down in real time, and the infrastructure is kept at its optimal size around the clock.

Automated Suggestions: AI gives suggestions on infrastructure optimization based upon trend and historical performance, for instance, suggesting instance type or proposing idle resources.

Anomaly Detection: Machine learning recognizes unusual behavior in real time and notifies potential misconfigurations or security vulnerabilities before production that affect them.

Example: This machine learning cloud infrastructure platform anticipates resource use spikes in advance from historical patterns of usage and automatically adjusts the services up or down in real time without the intervention of a human by robotically lifting or reducing them and accumulating cost savings and availability.

B. Infrastructure as Software (IaS) Movement

Trend: Infrastructure as Software (IaS) revolution has come to a crescendo with the fact that contemporary times witness businesses start treating infrastructure code as part of the software development process. Rather than considering it as its own art, infrastructure would then form part of the software development process where infrastructures like DevOps teams are being built as pieces of a product.

How It Works: Version Control: Infrastructure code is version-controlled and treated the same as application code so that infrastructure is built together with software of the same quality and assurance level.

Continuous Delivery: Similar to applications, infrastructure code will be automatically tested, validated, and deployed by CI/CD pipelines, with infrastructure releases aligned with application releases.

Composable Infrastructure: Infrastructure built in smaller, more modular "pieces," easier to scale, replace, and refresh, analogous to how microservices architecture is employed to build applications.

Example: Large tech firm builds infrastructure alongside app development, so infrastructure component updates (i.e., VPC settings, databases) are versioned and deployed through the same CI/CD pipeline that deploys application code.

C. Serverless and No-Ops Automation

Trend: Serverless momentum is also driving the shift to no-operations (No-Ops) environments in which infrastructure management is fully abstracted away. Serverless platforms (e.g., AWS Lambda, Azure Functions) inherently include scaling, provisioning, and operations so developers can write application code alone and have no need to worry about what's underneath.

How It Works: Serverless Architectures: The cloud vendor provides abstraction from all server management activities like server provisioning, load balancing, and scaling. The developer simply writes code and executes it on a serverless platform.

Event-Driven Architecture: Serverless applications rely on event-driven events (like HTTP request, file upload), and cloud vendors automatically scale resources in real time based on demand.

Zero Operations: No-Ops is being utilized to do away with the need to apply the conventional operations team to help deal with infrastructure. Infrastructure is being fully dealt with and run by the cloud provider.

Example: A fintech company has a completely serverless architecture on AWS Lambda for all microservices. The firm doesn't need to worry about servers and infrastructure, and the developers can concentrate on writing business logic and deploying code without worrying about scaling, provisioning, and operational overhead, which is handled by AWS.

D. Platform Engineering and Internal Developer Platforms (IDPs)

Version Control: Infrastructure code is version-controlled and treated equally as application code so that infrastructure gets developed along with software of similar quality and assurance.

Continuous Delivery: Similar to applications, infrastructure code will get tested, validated, and automatically deployed by CI/CD pipelines, with infrastructure releases aligned with application releases.

Composable Infrastructure: Building infrastructure in smaller, more "modular" "pieces," easier to scale, replace, and refresh, analogous to microservices architecture to build applications.

Example: Big tech firm builds infrastructure at the same time as app development, so infrastructure piece updates (i.e., VPC configurations, databases) are versioned and released via the same CI/CD pipeline releasing application code.

IX. CONCLUSION

As we have demonstrated in this article, infrastructure automation is something that the organizations that are willing to introduce greater scalability, reliability, and efficiency into their DevOps pipeline need to do. Being able to manage sophisticated multi-cloud infrastructures with agility and certainty is not a choice anymore but a necessity in the fast-changing world of technology.

A. Summary of Key Points

Infrastructure as Code (IaC): All of these changed how we work with infrastructure, and today we can work with infrastructure in the same way we can work with software. Terraform, AWS CloudFormation, Ansible, and Pulumi allow us to automate provisioning, make fewer mistakes, and maintain consistency across environments.

Scalability: Since when the companies are scaling and distributed architecture and microservices are being used, then scalable infrastructure must be supported. Modular infrastructure, multi-cloud, and one CI/CD pipelines are the features that make us capable to fulfill such requirements.

Common Challenges: Secret management, state file management, prevention of tooling sprawl, and compatibility gap are usual issues of teams. But secret management tools, remote state storage, and standardized tools can avoid such issues.

New Trends: There is vast future in AI/ML-based IaC, serverless automation, and the on-emerging wave of Internal Developer Platforms (IDPs) ushering in sharper, more productive, and developer-friendly processes.

B. Final Thoughts on Building for Scalability

Building for scalability in infrastructure automation isn't just about choosing the right tools; it's about fostering a mindset that emphasizes adaptability and continuous improvement. **Modularity, automation, and integration** are key factors in ensuring that your infrastructure can scale in line with growing business demands. Additionally, embracing **best practices** such as **IaC versioning, automated testing, and security integration** will ensure that your infrastructure remains robust and secure as it scales. Ultimately, achieving scalability in infrastructure automation is an iterative process. Start by automating small, repeatable tasks and progressively scale up as you gain experience with your tools and workflows. By following a structured and thoughtful approach, organizations can avoid common pitfalls and lay the foundation for sustainable growth.

C. Encouragement to Start Small, Scale Smart

As you embark on your journey toward scalable infrastructure automation, remember that Rome wasn't built in a day—and neither is scalable infrastructure. Begin with simple, well-defined use cases and build upon them. For instance, start by automating the provisioning of basic infrastructure resources in a single cloud region before extending to multi-cloud environments or incorporating complex configurations like Kubernetes clusters. Focus on smart scaling by automating the core infrastructure first, and as your team becomes more comfortable, tackle more complex aspects, such as security automation and continuous validation. The key is to scale smartly—don't rush into automating everything at once. Instead, focus on incremental improvements that provide immediate value, and allow your automation practices to grow

alongside your business needs. By scaling gradually and continuously learning from your experiences, you'll build a solid foundation for both current needs and future growth.

REFERENCES:

1. Bou Ghantous, G., & Gill, A. (2017). DevOps: Concepts, practices, tools, benefits and challenges. PACIS2017.
2. Soni, M. (2015, November). End to end automation on cloud with build pipeline: the case for DevOps in insurance industry, continuous integration, continuous testing, and continuous delivery. In 2015 IEEE International Conference on Cloud Computing in Emerging Markets (CCEM) (pp. 85-89). IEEE.
3. Mohammed, I. A. (2011). A Comprehensive Study Of The A Road Map For Improving Devops Operations In Software Organizations. International Journal of Current Science (IJCS PUB) www.ijcspub.org, ISSN, 2250-1770.
4. Rajkumar, M., Pole, A. K., Adige, V. S., & Mahanta, P. (2016, April). DevOps culture and its impact on cloud delivery and software development. In 2016 International Conference on Advances in computing, communication, & automation (ICACCA)(Spring) (pp. 1-6). IEEE.
5. Gupta, V., Kapur, P. K., & Kumar, D. (2017). Modeling and measuring attributes influencing DevOps implementation in an enterprise using structural equation modeling. *Information and software technology*, 92, 75-91.
6. Shahin, M., Babar, M. A., & Zhu, L. (2017). Continuous integration, delivery and deployment: a systematic review on approaches, tools, challenges and practices. *IEEE access*, 5, 3909-3943.
7. Davis, J., & Daniels, R. (2016). Effective DevOps: building a culture of collaboration, affinity, and tooling at scale. "O'Reilly Media, Inc."
8. Wettinger, J., Breitenbücher, U., & Leymann, F. (2014, December). Standards-based DevOps automation and integration using TOSCA. In 2014 IEEE/ACM 7th International Conference on Utility and Cloud Computing (pp. 59-68). IEEE.
9. Gram, F. (2017). DevOps and the maturity of deployment automation (Doctoral dissertation, University of Applied Sciences Technikum Wien).
10. Fokaefs, M., Barna, C., & Litoiu, M. (2017). From DevOps to BizOps: Economic sustainability for scalable cloud applications. *ACM Transactions on Autonomous and Adaptive Systems (TAAS)*, 12(4), 1-29.
11. Erich, F. M., Amrit, C., & Daneva, M. (2017). A qualitative study of DevOps usage in practice. *Journal of software: Evolution and Process*, 29(6), e1885.
12. Sachdeva, R. (2016). Automated testing in DevOps. In *Proc. Pacific Northwest Software Quality Conference*.